FEMALE END VIEW

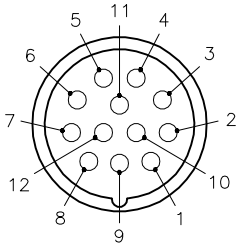

1 = WHITE/BLACK
2 = BLACK/WHITE
3 = WHITE/GREEN
4 = GREEN/WHITE
5 = WHITE/RED
6 = RED/WHITE
7 = WHITE/ORANGE
8 = ORANGE/WHITE
9 = N/C
10 = N/C
11 = DRAIN (OVR)
12 = GREEN/YELLOW

M23 connector

WIRING DIAGRAM

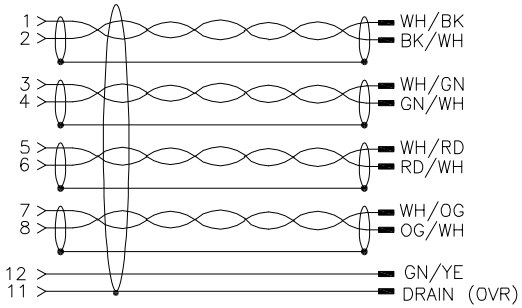

SPECIFICATIONS

CONTACT CARRIER MATERIAL	NYLON or PBT
CONTACT MATERIAL/PLATING	BRASS/GOLD
HOUSING, LOCKNUT MATERIAL/PLATING	BRASS/NICKEL
O-RING/GASKET MATERIAL	RUBBER (NBR or FPM)
RATED CURRENT [A]	3.0 A
RATED VOLTAGE [V]	300 V
OUTER JACKET MATERIAL/COLOR	PVC/PLUM
CONDUCTOR INSULATION MATERIAL	PVC
NUMBER OF CONDUCTORS [AWG]	8x18 AWG, 1x20 AWG GROUND
DRAIN/SHIELD	5x20 AWG DRAINS/ALUMINUM-POLYESTER FOIL
CONDUCTOR ARRANGEMENT	4 SHIELDED TWISTED PAIR W/DRAIN, 1 GND, 1 DRAIN
TEMPERATURE RANGE	-40°C to +105°C (-40°F to +221°F)
PROTECTION CLASS	MEETS IEC IP67
CABLE RATINGS	UL: ITC-ER/PLTC-ER, DIRECT BURIAL, 105°C CSA: CIC/TC, 90°C, 300V C(UL) C22.2 NO 245/1309 MARINE SHIPBOARD/IEEE 1580
MAXIMUM PANEL THICKNESS	3.5 [0.138]

PANEL CUTOUT (TYPICAL)

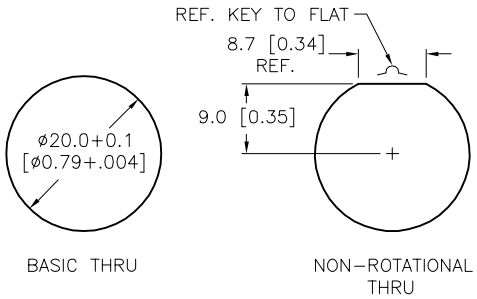

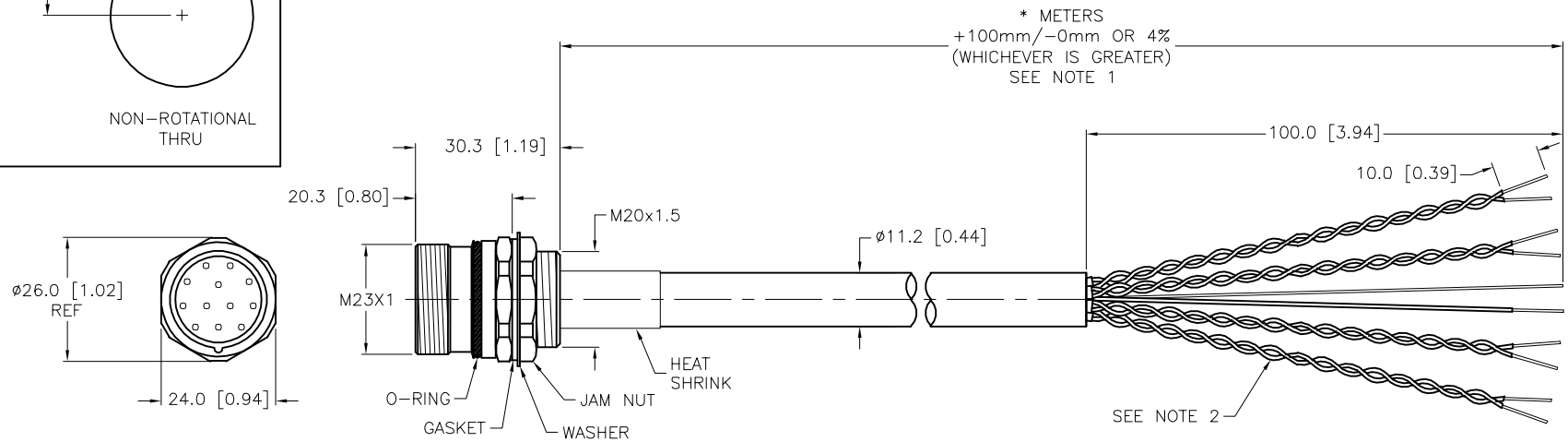

CABLE LENGTH	TOLERANCE *
ALL LENGTHS	+ 4% (OR 50mm) OF LENGTH - 0% (OR 0mm) OF LENGTH WHICHEVER IS GREATER
STRIP LENGTH	**TOLERANCE ***
0-7mm	±0.5mm
8-29mm	±1.0mm
30-49mm	±2.0mm
50-69mm	±3.0mm
70-100mm	±4.0mm
OVER 100mm	±5.0mm
* UNLESS OTHERWISE SPECIFIED	

NOTES:

1. "*" INDICATES CABLE LENGTH IN METERS. CONTACT TURCK TO ORDER SPECIFIC LENGTHS.

2. UNUSED PAIRS' DRAIN ARE TRIMMED BACK TO CABLE JACKET ON BOTH ENDS.

SOURCE DRAWING - FOR REFERENCE ONLY

REV	DESCRIPTION	BY	DATE	ECO NO.
D	UPDATED CONDUCTOR STRIP LENGTH	ER	05/27/21	76780

RELATED DOCUMENTS
1.
2.
3.
4.

3RD ANGLE PROJECTION

THIS DRAWING IS CONFIDENTIAL AND THE PROPERTY OF TURCK INC. USE OF THIS DOCUMENT WITHOUT WRITTEN PERMISSION IS PROHIBITED.

TURCK

3000 CAMPUS DRIVE
MINNEAPOLIS, MN 55441
1-800-544-7769
(763) 553-7300
(763) 553-0708 fax
www.turck.us

MATERIAL: SEE SPECIFICATIONS

FINISH: SEE SPECIFICATIONS

ALL DIMENSIONS DISPLAYED ON THIS DRAWING ARE FOR REFERENCE ONLY

CONTACT TURCK FOR MORE INFORMATION

DRFT: RDS | DATE: 06/09/14
APVD: L.H. | SCALE: 1=1.5

UNIT OF MEASUREMENT
MILLIMETER [INCH]
DO NOT SCALE THIS DRAWING

DESCRIPTION: P-CKFL 12-2031-*

IDENTIFICATION NO.

REV: D

FILE: 777033483 | SHEET 1 OF 1

Approved 05/27/2021, work order #232103 by J.S.